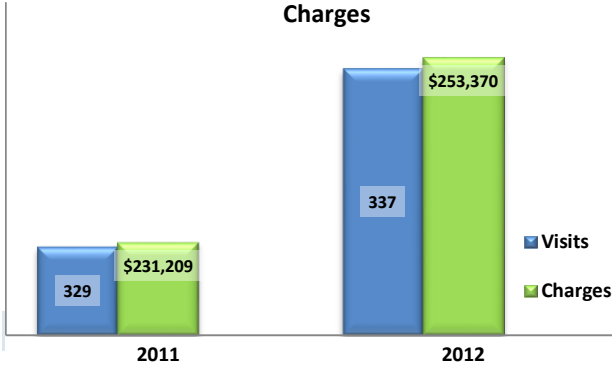


Emergency Department Dental Visits & Charges

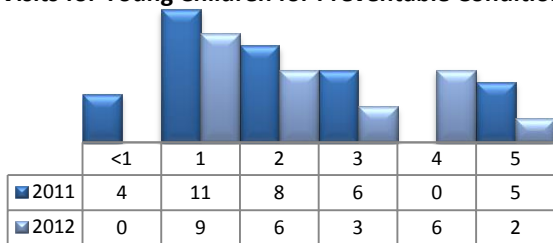


Ambulatory Care Sensitive oral health conditions (ACS) are those considered largely avoidable with adequate prevention and primary care. The use of hospital emergency departments – among the most expensive form of medical care – for the treatment of ACS conditions may indicate lack of access to primary dental care. Among the reasons Floridians do not receive regular preventive care include lack of dental coverage for adult Medicaid patients, lack of private-practice dentists willing to accept Medicaid's low payment rates, lack of county health department resources, lack of affordable dental insurance or inability to meet high co-pays, and lack of awareness of the importance of dental health to overall health.

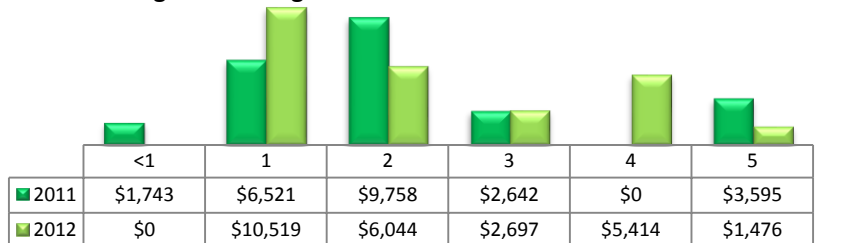
Floridians absorb the cost of Medicaid and uninsured ER dental visits in several ways including higher health insurance premiums and healthcare costs, increased tax dollars needed to fund the state Medicaid program, increased local tax dollars to support local public hospitals, and lost productivity.

Visits by Payor & Age						Charges by Payor & Age					
	0-19	19-34	35-49	50-64	65+		0-19	20-34	35-49	50-64	65+
2011	59	188	50	26	6	2011	38,475	116,310	53,551	18,017	4,856
Medicaid/Managed	43	79	23	5	0	Medicaid/Managed	28,802	45,148	28,867	3,118	-
Commercial	6	25	8	14	0	Commercial	4,389	22,354	5,593	8,626	-
Self-Pay/Uninsured	8	84	18	3	0	Self-Pay/Uninsured	4,323	48,808	18,469	3,011	-
Medicare/Managed	1	0	1	4	6	Medicare/Managed	961	-	622	3,262	4,856
All Other	1	0	0	0	0	All Other	-	-	-	-	-
2012	56	178	64	37	2	2012	51,612	121,437	53,022	26,399	900
Medicaid/Managed	38	80	16	9	1	Medicaid/Managed	37,098	51,086	16,419	7,588	439
Commercial	7	15	10	13	0	Commercial	6,598	15,447	8,501	11,000	-
Self-Pay/Uninsured	11	80	29	5	1	Self-Pay/Uninsured	7,916	52,182	20,916	2,732	461
Medicare/Managed	0	3	7	7	0	Medicare/Managed	-	2,722	6,263	3,209	-
All Other	0	0	2	3	0	All Other	-	-	923	1,870	-

Visits for Young Children for Preventable Conditions



Charges for Young Children for Preventable Conditions



Highest ED Dental ACS Visits by Zip Code

Zip Code	2011		2012	
	Visits	Charges	Visits	Charges
33440	230	143,571	250	153,096
33935	87	80,828	78	90,093
33975	8	4,988	6	6,737
33930	4	1,822	3	3,444

Policy Indicators

Indicators to consider in shaping policies to increase the overall health of Floridians while decreasing costs to the state's healthcare system:

- High numbers of Medicaid patients visiting the ER for ACS dental problems suggest a lack of access to dentists or oral healthcare clinics accepting Medicaid for both preventative care and for treatment.
- ER visits during the regular work day and traditional business hours, combined with ACS diagnoses, suggest visits being made to the ER in lieu of a clinic or dental office.
- Rates of adult tooth decay are higher in older adults yet patients aged 20 to 34 years comprise the largest segment of ER visits, suggesting that lack of dental insurance or an inability to meet high co-pays is driving such visits.

¹ Source: Emergency Room Database, Florida Agency on Health Care Administration

² Ambulatory care sensitive dental conditions, i.e. "preventable condition," are based on the ICD-9 (International Classification of Diseases, 9th Edition) codes from the published work of Dr. John Billings http://wagner.nyu.edu/files/admissions/acs_codes.pdf.