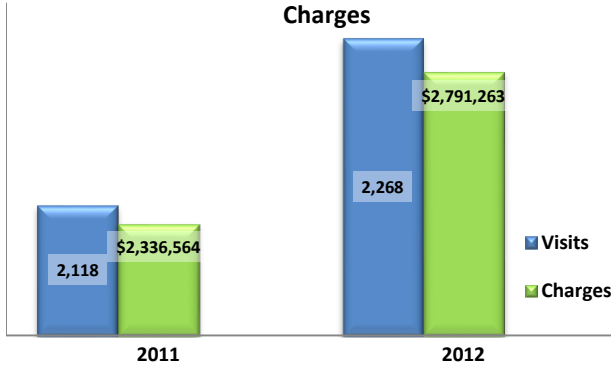


Emergency Department Dental Visits & Charges

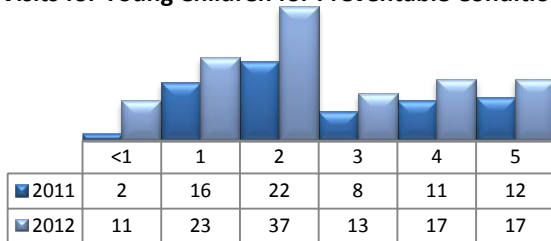


Ambulatory Care Sensitive oral health conditions (ACS) are those considered largely avoidable with adequate prevention and primary care. The use of hospital emergency departments – among the most expensive form of medical care – for the treatment of ACS conditions may indicate lack of access to primary dental care. Among the reasons Floridians do not receive regular preventive care include lack of dental coverage for adult Medicaid patients, lack of private-practice dentists willing to accept Medicaid's low payment rates, lack of county health department resources, lack of affordable dental insurance or inability to meet high co-pays, and lack of awareness of the importance of dental health to overall health.

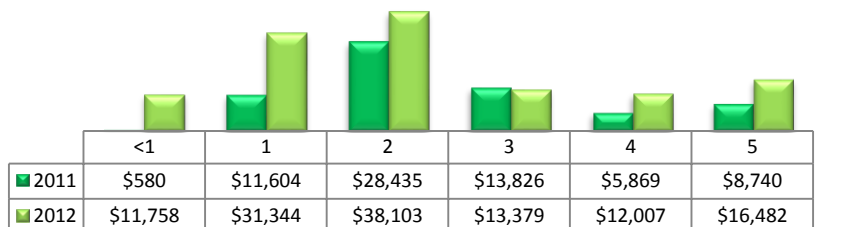
Floridians absorb the cost of Medicaid and uninsured ER dental visits in several ways including higher health insurance premiums and healthcare costs, increased tax dollars needed to fund the state Medicaid program, increased local tax dollars to support local public hospitals, and lost productivity.

Visits by Payor & Age						Charges by Payor & Age					
	0-19	19-34	35-49	50-64	65+		0-19	20-34	35-49	50-64	65+
2011	247	1,114	535	186	36	2011	271,303	1,090,976	586,856	316,213	71,216
Medicaid/Managed	171	405	153	32	0	Medicaid/Managed	179,435	407,435	172,494	50,980	-
Commercial	25	92	63	44	2	Commercial	46,157	131,683	110,752	73,071	658
Self-Pay/Uninsured	28	563	268	59	2	Self-Pay/Uninsured	23,575	503,220	239,841	74,297	609
Kidcare	14	15	0	1	0	Kidcare	14,119	10,299	-	204	-
Medicare/Managed	0	25	42	40	32	Medicare/Managed	-	21,543	41,575	97,363	69,949
All Other	9	14	9	10	0	All Other	8,017	16,796	22,194	20,298	-
2012	309	1,180	581	162	36	2012	372,508	1,298,163	780,929	260,391	79,272
Medicaid/Managed	210	451	196	36	1	Medicaid/Managed	271,037	537,208	316,097	64,311	1,612
Commercial	37	95	69	25	1	Commercial	32,286	99,467	128,987	36,765	732
Self-Pay/Uninsured	47	553	240	64	1	Self-Pay/Uninsured	42,143	541,527	238,485	115,075	735
Kidcare	9	4	2	0	0	Kidcare	21,562	1,532	1,616	-	-
Medicare/Managed	0	35	47	31	31	Medicare/Managed	-	40,511	54,523	36,652	73,076
All Other	6	42	27	6	2	All Other	5,480	77,918	41,221	7,588	3,117

Visits for Young Children for Preventable Conditions



Charges for Young Children for Preventable Conditions



Highest ED Dental ACS Visits by Zip Code

Zip Code	2011		2012	
	Visits	Charges	Visits	Charges
34741	434	491,721	503	686,677
34746	306	351,812	339	394,546
34744	288	299,350	321	350,839
34769	271	304,290	242	294,936
34743	202	177,791	285	368,778
34758	191	267,772	220	361,601
34772	130	108,820	131	126,760
34747	103	118,792	89	65,294
34771	102	117,982	74	65,551

Policy Indicators

Indicators to consider in shaping policies to increase the overall health of Floridians while decreasing costs to the state's healthcare system:

- High numbers of Medicaid patients visiting the ER for ACS dental problems suggest a lack of access to dentists or oral healthcare clinics accepting Medicaid for both preventative care and for treatment.
- ER visits during the regular work day and traditional business hours, combined with ACS diagnoses, suggest visits being made to the ER in lieu of a clinic or dental office.
- Rates of adult tooth decay are higher in older adults yet patients aged 20 to 34 years comprise the largest segment of ER visits, suggesting that lack of dental insurance or an inability to meet high co-pays is driving such visits.

¹ Source: Emergency Room Database, Florida Agency on Health Care Administration

² Ambulatory care sensitive dental conditions, i.e. "preventable condition," are based on the ICD-9 (International Classification of Diseases, 9th Edition) codes from the published work of Dr. John Billings http://wagner.nyu.edu/files/admissions/acs_codes.pdf.