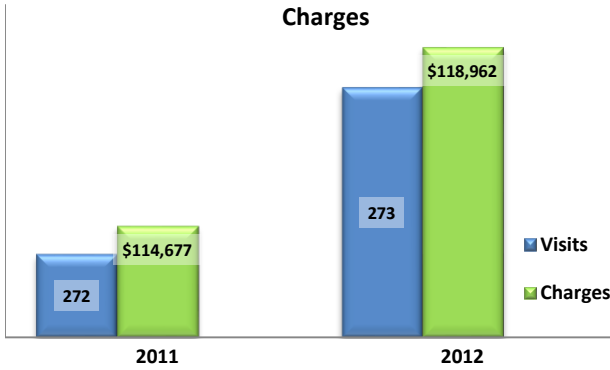


**Emergency Department Dental Visits & Charges**

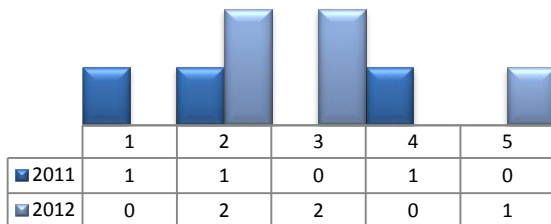


Ambulatory Care Sensitive oral health conditions (ACS) are those considered largely avoidable with adequate prevention and primary care. The use of hospital emergency departments – among the most expensive form of medical care – for the treatment of ACS conditions may indicate lack of access to primary dental care. Among the reasons Floridians do not receive regular preventive care include lack of dental coverage for adult Medicaid patients, lack of private-practice dentists willing to accept Medicaid's low payment rates, lack of county health department resources, lack of affordable dental insurance or inability to meet high co-pays, and lack of awareness of the importance of dental health to overall health.

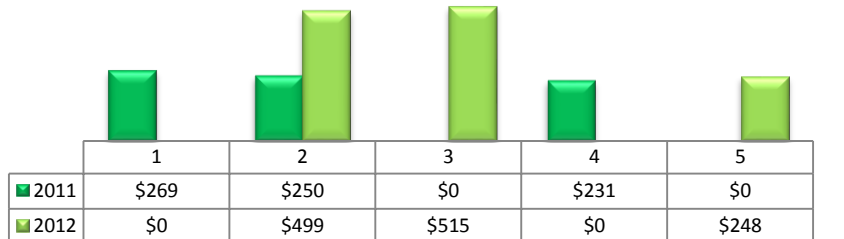
Floridians absorb the cost of Medicaid and uninsured ER dental visits in several ways including higher health insurance premiums and healthcare costs, increased tax dollars needed to fund the state Medicaid program, increased local tax dollars to support local public hospitals, and lost productivity.

Visits by Payor & Age						Charges by Payor & Age					
	0-19	19-34	35-49	50-64	65+		0-19	20-34	35-49	50-64	65+
<b>2011</b>	<b>25</b>	<b>164</b>	<b>64</b>	<b>19</b>	<b>0</b>	<b>2011</b>	<b>10,065</b>	<b>66,297</b>	<b>26,785</b>	<b>11,530</b>	<b>-</b>
Medicaid/Managed	13	75	10	3	0	Medicaid/Managed	4,455	32,218	3,555	757	-
Commercial	9	24	17	13	0	Commercial	3,743	10,180	6,777	8,460	-
Self-Pay/Uninsured	3	64	34	2	0	Self-Pay/Uninsured	1,867	23,651	14,877	1,772	-
Medicare/Managed	0	1	3	0	0	Medicare/Managed	-	248	1,576	-	-
All Other	0	0	0	1	0	All Other	-	-	-	541	-
<b>2012</b>	<b>23</b>	<b>152</b>	<b>77</b>	<b>18</b>	<b>3</b>	<b>2012</b>	<b>6,972</b>	<b>63,941</b>	<b>35,627</b>	<b>9,345</b>	<b>3,077</b>
Medicaid/Managed	10	57	21	8	0	Medicaid/Managed	2,486	25,106	11,710	3,438	-
Commercial	6	28	13	4	1	Commercial	1,509	10,833	6,263	3,834	2,263
Self-Pay/Uninsured	7	64	39	2	0	Self-Pay/Uninsured	2,977	27,137	15,703	1,062	-
Medicare/Managed	0	3	3	4	2	Medicare/Managed	-	865	1,703	1,011	814
All Other	0	0	1	0	0	All Other	-	-	248	-	-

**Visits for Young Children for Preventable Conditions**



**Charges for Young Children for Preventable Conditions**



**Highest ED Dental ACS Visits by Zip Code**

Zip Code	2011		2012	
	Visits	Charges	Visits	Charges
32348	148	56,837	150	64,548
32347	109	49,223	115	48,635
32359	13	7,823	-	0
32357	2	794	5	1,284
32356	-	0	3	4,495

**Policy Indicators**

Indicators to consider in shaping policies to increase the overall health of Floridians while decreasing costs to the state's healthcare system:

- High numbers of Medicaid patients visiting the ER for ACS dental problems suggest a lack of access to dentists or oral healthcare clinics accepting Medicaid for both preventative care and for treatment.
- ER visits during the regular work day and traditional business hours, combined with ACS diagnoses, suggest visits being made to the ER in lieu of a clinic or dental office.
- Rates of adult tooth decay are higher in older adults yet patients aged 20 to 34 years comprise the largest segment of ER visits, suggesting that lack of dental insurance or an inability to meet high co-pays is driving such visits.

<sup>1</sup> Source: Emergency Room Database, Florida Agency on Health Care Administration

<sup>2</sup> Ambulatory care sensitive dental conditions, i.e. "preventable condition," are based on the ICD-9 (International Classification of Diseases, 9th Edition) codes from the published work of Dr. John Billings [http://wagner.nyu.edu/files/admissions/acs\\_codes.pdf](http://wagner.nyu.edu/files/admissions/acs_codes.pdf).