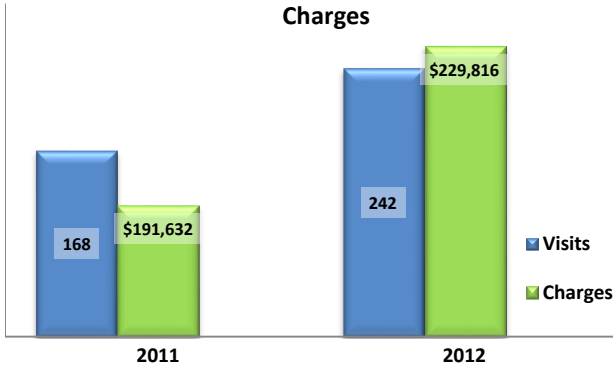


Emergency Department Dental Visits & Charges

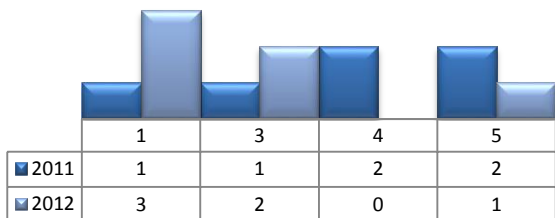


Ambulatory Care Sensitive oral health conditions (ACS) are those considered largely avoidable with adequate prevention and primary care. The use of hospital emergency departments – among the most expensive form of medical care – for the treatment of ACS conditions may indicate lack of access to primary dental care. Among the reasons Floridians do not receive regular preventive care include lack of dental coverage for adult Medicaid patients, lack of private-practice dentists willing to accept Medicaid’s low payment rates, lack of county health department resources, lack of affordable dental insurance or inability to meet high co-pays, and lack of awareness of the importance of dental health to overall health.

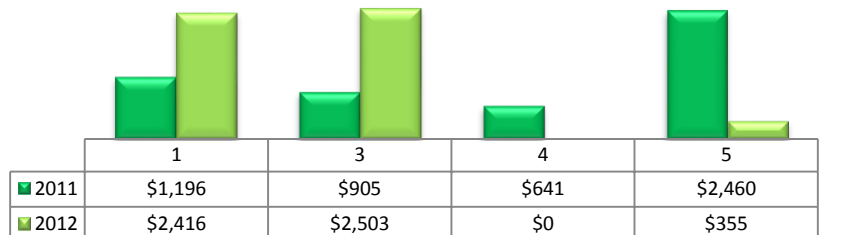
Floridians absorb the cost of Medicaid and uninsured ER dental visits in several ways including higher health insurance premiums and healthcare costs, increased tax dollars needed to fund the state Medicaid program, increased local tax dollars to support local public hospitals, and lost productivity.

Visits by Payor & Age						Charges by Payor & Age					
	0-19	19-34	35-49	50-64	65+		0-19	20-34	35-49	50-64	65+
2011	25	95	35	12	1	2011	23,669	107,805	46,316	12,700	1,142
Medicaid/Managed	13	41	9	2	0	Medicaid/Managed	12,591	54,297	9,570	1,867	-
Commercial	6	13	7	2	0	Commercial	5,171	13,147	13,491	1,040	-
Self-Pay/Uninsured	5	36	14	4	0	Self-Pay/Uninsured	4,940	33,961	17,398	5,359	-
Medicare/Managed	0	1	5	3	1	Medicare/Managed	-	905	5,857	3,132	1,142
All Other	1	4	0	1	0	All Other	967	5,495	-	1,302	-
2012	31	126	64	17	4	2012	23,365	132,355	54,947	15,465	3,684
Medicaid/Managed	15	65	32	6	0	Medicaid/Managed	10,409	60,161	28,287	3,285	-
Commercial	7	11	7	4	0	Commercial	4,749	27,874	4,874	3,332	-
Self-Pay/Uninsured	7	37	21	2	0	Self-Pay/Uninsured	5,915	31,326	18,600	2,123	-
Medicare/Managed	0	10	4	5	4	Medicare/Managed	-	9,460	3,186	6,725	3,684
All Other	2	3	0	0	0	All Other	2,292	3,534	-	-	-

Visits for Young Children for Preventable Conditions



Charges for Young Children for Preventable Conditions



Highest ED Dental ACS Visits by Zip Code

Zip Code	2011		2012	
	Visits	Charges	Visits	Charges
32054	148	169,944	198	188,903
32083	12	14,832	24	16,630
32697	7	6,191	20	24,283
32026	1	665	-	0

Policy Indicators

Indicators to consider in shaping policies to increase the overall health of Floridians while decreasing costs to the state’s healthcare system:

- High numbers of Medicaid patients visiting the ER for ACS dental problems suggest a lack of access to dentists or oral healthcare clinics accepting Medicaid for both preventative care and for treatment.
- ER visits during the regular work day and traditional business hours, combined with ACS diagnoses, suggest visits being made to the ER in lieu of a clinic or dental office.
- Rates of adult tooth decay are higher in older adults yet patients aged 20 to 34 years comprise the largest segment of ER visits, suggesting that lack of dental insurance or an inability to meet high co-pays is driving such visits.

¹ Source: Emergency Room Database, Florida Agency on Health Care Administration

² Ambulatory care sensitive dental conditions, i.e. "preventable condition," are based on the ICD-9 (International Classification of Diseases, 9th Edition) codes from the published work of Dr. John Billings http://wagner.nyu.edu/files/admissions/acs_codes.pdf.