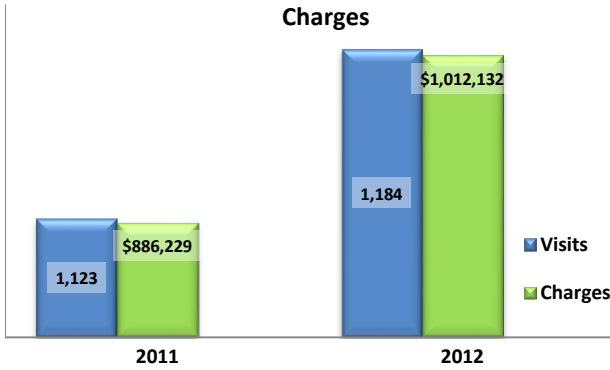


**Emergency Department Dental Visits & Charges**

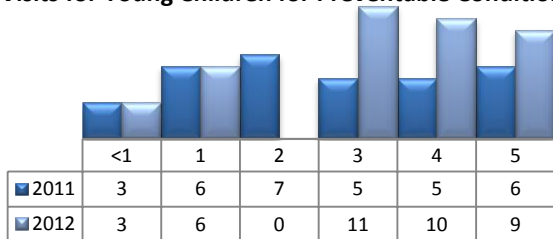


Ambulatory Care Sensitive oral health conditions (ACS) are those considered largely avoidable with adequate prevention and primary care. The use of hospital emergency departments – among the most expensive form of medical care – for the treatment of ACS conditions may indicate lack of access to primary dental care. Among the reasons Floridians do not receive regular preventive care include lack of dental coverage for adult Medicaid patients, lack of private-practice dentists willing to accept Medicaid's low payment rates, lack of county health department resources, lack of affordable dental insurance or inability to meet high co-pays, and lack of awareness of the importance of dental health to overall health.

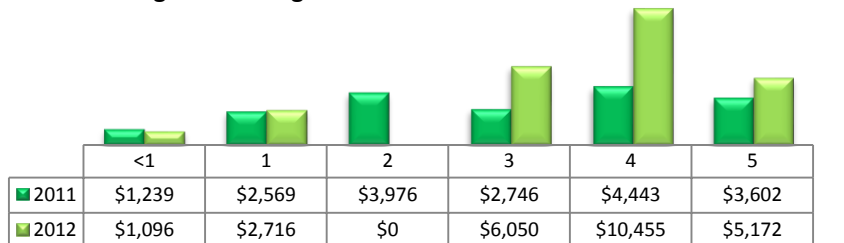
Floridians absorb the cost of Medicaid and uninsured ER dental visits in several ways including higher health insurance premiums and healthcare costs, increased tax dollars needed to fund the state Medicaid program, increased local tax dollars to support local public hospitals, and lost productivity.

Visits by Payor & Age						Charges by Payor & Age					
	0-19	19-34	35-49	50-64	65+		0-19	20-34	35-49	50-64	65+
<b>2011</b>	<b>125</b>	<b>522</b>	<b>310</b>	<b>129</b>	<b>37</b>	<b>2011</b>	<b>92,845</b>	<b>370,065</b>	<b>267,309</b>	<b>117,069</b>	<b>38,941</b>
Medicaid/Managed	78	182	63	27	0	Medicaid/Managed	57,540	122,979	48,734	24,362	-
Commercial	14	47	40	19	1	Commercial	7,880	34,960	37,572	19,473	1,575
Self-Pay/Uninsured	29	274	168	37	0	Self-Pay/Uninsured	25,432	203,586	141,396	38,170	-
Kidcare	4	0	0	0	0	Kidcare	1,993	-	-	-	-
Medicare/Managed	0	11	30	40	36	Medicare/Managed	-	5,174	19,846	28,127	37,366
All Other	0	8	9	6	0	All Other	-	3,366	19,761	6,937	-
<b>2012</b>	<b>152</b>	<b>564</b>	<b>315</b>	<b>124</b>	<b>29</b>	<b>2012</b>	<b>116,434</b>	<b>473,010</b>	<b>267,099</b>	<b>122,607</b>	<b>32,982</b>
Medicaid/Managed	102	215	71	24	0	Medicaid/Managed	75,985	198,385	55,816	34,510	-
Commercial	24	36	36	14	0	Commercial	22,193	26,367	38,919	20,016	-
Self-Pay/Uninsured	23	301	181	43	0	Self-Pay/Uninsured	16,992	234,411	149,608	32,960	-
Medicare/Managed	0	8	23	37	28	Medicare/Managed	-	12,406	18,259	30,094	32,746
All Other	3	4	4	6	1	All Other	1,264	1,441	4,497	5,027	236

**Visits for Young Children for Preventable Conditions**



**Charges for Young Children for Preventable Conditions**



**Highest ED Dental ACS Visits by Zip Code**

Zip Code	2011		2012	
	Visits	Charges	Visits	Charges
32084	410	335,694	432	346,620
32086	239	171,854	290	237,033
32145	95	74,514	69	62,203
32095	89	73,635	82	67,544
32080	87	79,008	79	69,356
32092	67	52,096	55	50,629
32259	47	29,272	72	79,545
32033	38	31,274	37	30,525
32082	34	30,882	44	39,492

**Policy Indicators**

Indicators to consider in shaping policies to increase the overall health of Floridians while decreasing costs to the state's healthcare system:

- High numbers of Medicaid patients visiting the ER for ACS dental problems suggest a lack of access to dentists or oral healthcare clinics accepting Medicaid for both preventative care and for treatment.
- ER visits during the regular work day and traditional business hours, combined with ACS diagnoses, suggest visits being made to the ER in lieu of a clinic or dental office.
- Rates of adult tooth decay are higher in older adults yet patients aged 20 to 34 years comprise the largest segment of ER visits, suggesting that lack of dental insurance or an inability to meet high co-pays is driving such visits.

<sup>1</sup> Source: Emergency Room Database, Florida Agency on Health Care Administration

<sup>2</sup> Ambulatory care sensitive dental conditions, i.e. "preventable condition," are based on the ICD-9 (International Classification of Diseases, 9th Edition) codes from the published work of Dr. John Billings [http://wagner.nyu.edu/files/admissions/acs\\_codes.pdf](http://wagner.nyu.edu/files/admissions/acs_codes.pdf).