

# Building Healthy and Thriving Communities

December 5, 2017

Kevin Moore

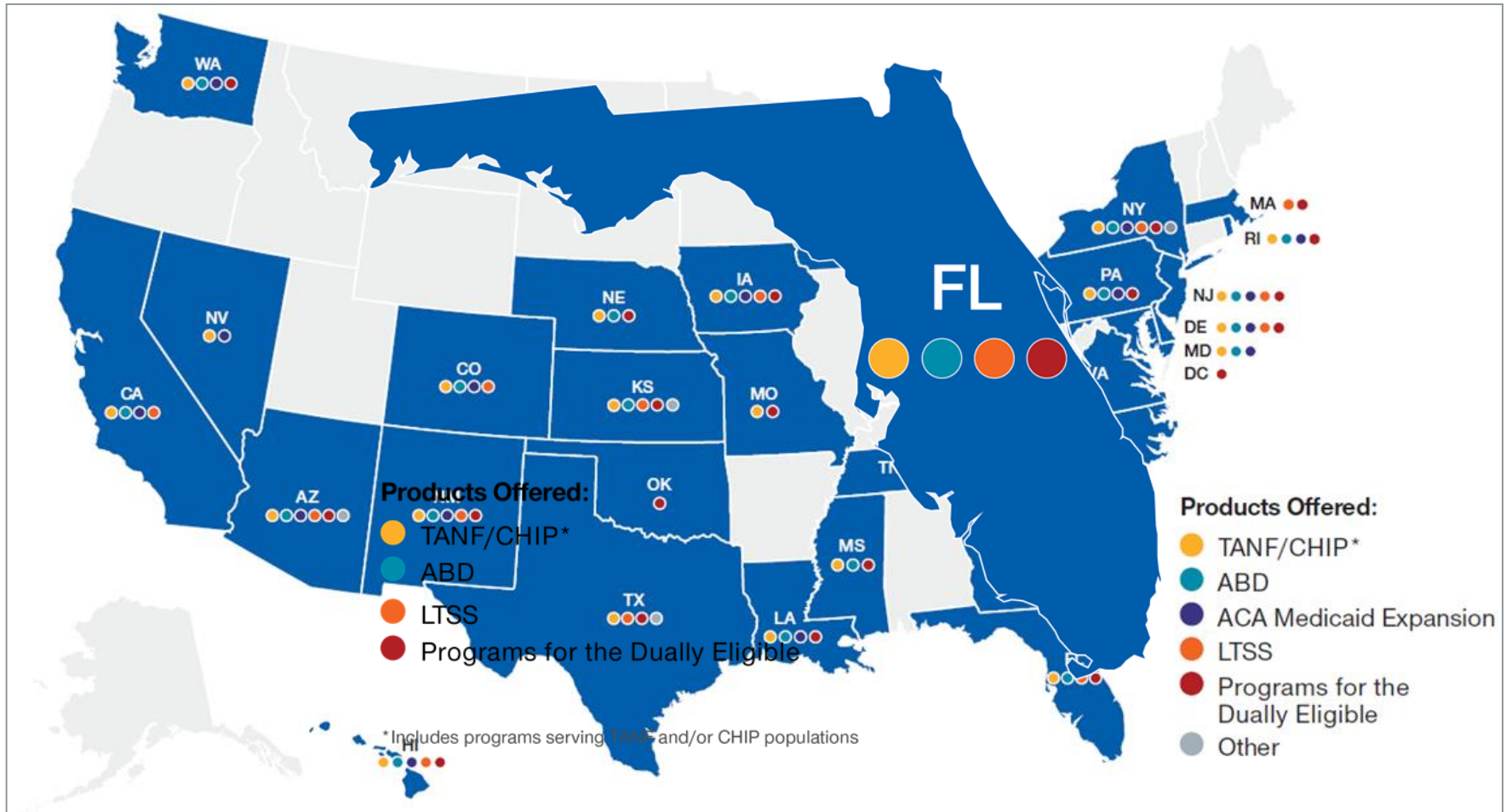
VP of Policy

Health and Human Services

United Healthcare Community & State

# UnitedHealthcare Community & State

Serving nearly 6.4 million people\*\*



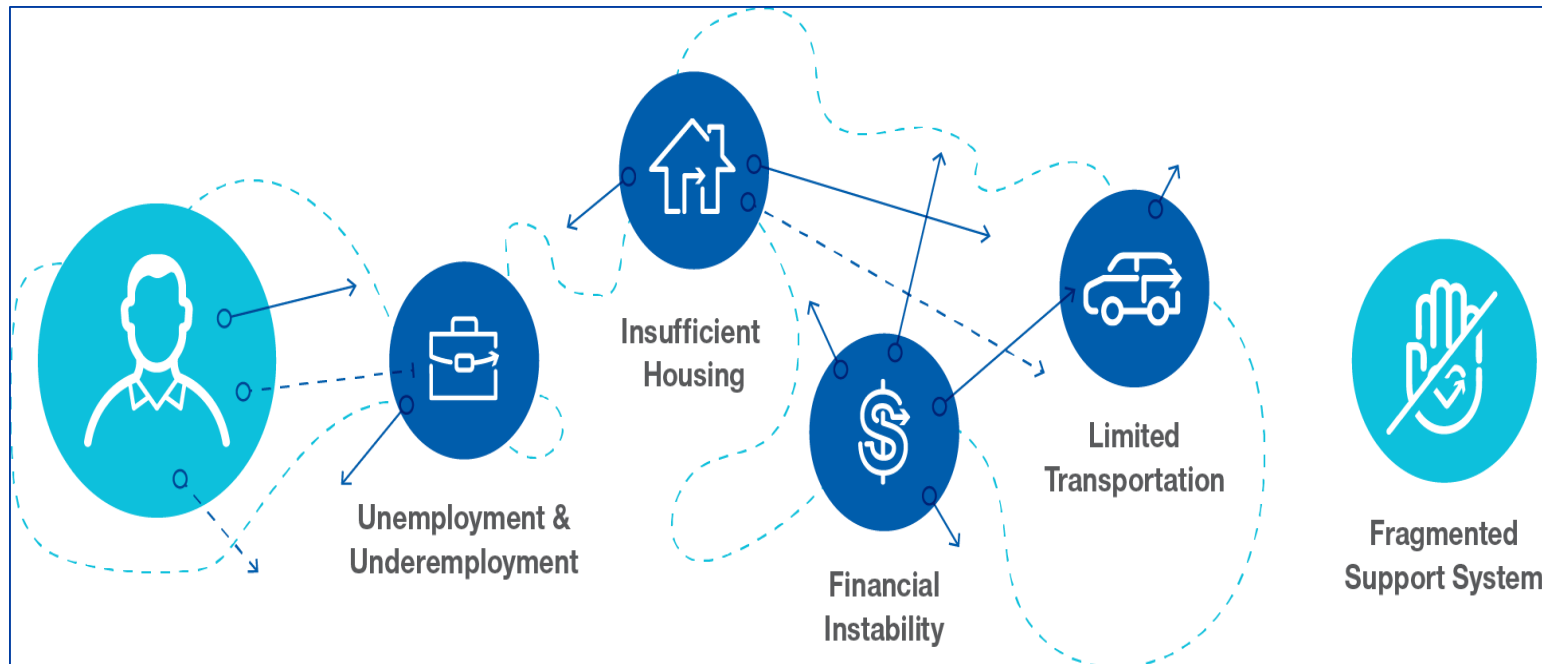
\*Includes programs serving TANF and/or CHIP populations

\*\* Approximation

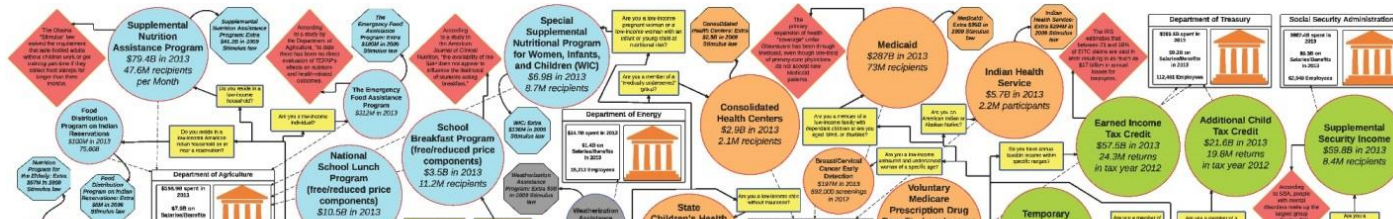
# The Problem

**Individuals with complex health needs and histories of housing instability face an array of problems which drive up health care costs...**

**...and the financial resources and delivery systems to address them are fragmented and misaligned.**

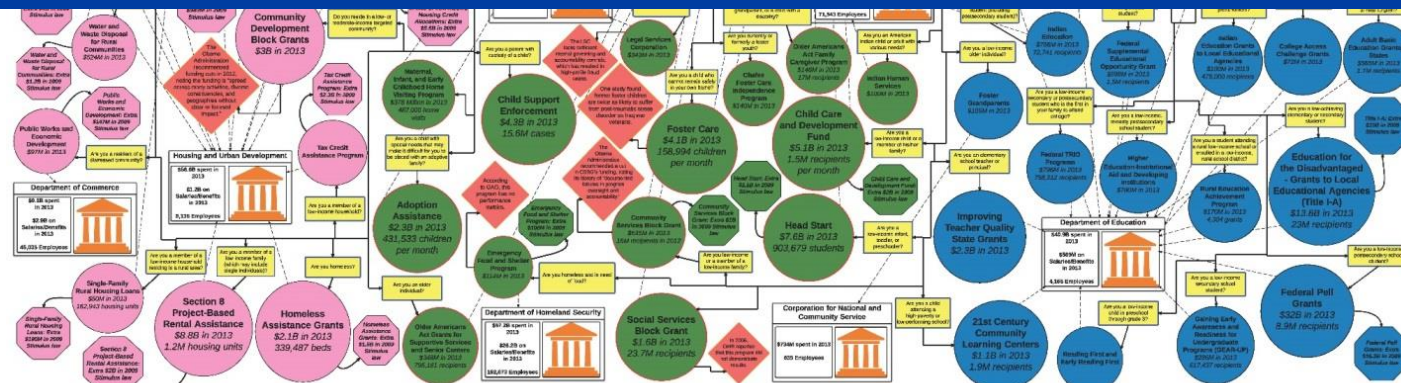


# The "Solution(s)"?



Annual income for a family of 4 living at the poverty level...

**\$24,600**



Source: House Ways and Means Committee staff, using Congressional Research Service reports and other data.

# Why is housing important?

## Health Care Spend and Utilization Comparison Homeless Compared to non-Homeless Members in Maricopa County

*Emergency Room use... 9x higher*

*Hospital admissions... 6x higher*

*Health care spend... 3x higher*

	# of Members	Total ER Visits	Avg. ER Visits	Total Admits	Avg. Admits	Total Paid	Average Paid
Not Homeless	305,196	187,433	0.61	50,790	0.17	\$1,163,643,237	\$3,813
Homeless (Z59.0)	185	1,008	5.45	195	1.05	\$2,230,321	\$12,056

# The Challenge? Supply v. Demand...

	Surplus (Deficit) of Affordable and Available Units at or below ELI
Florida	-441,565
USA Totals	-7,386,799

Extremely Low Income (ELI) is no more than 30% of AMI or the poverty guideline, whichever is higher.

	Affordable and Available Units per 100 Households at or below ELI
Florida	27
USA Totals	35

	% Within Each Income Category with Severe Housing Cost Burden at ELI
Florida	79%
USA Totals	71%

Source: [http://nlihc.org/sites/default/files/Gap-Report\\_2017.pdf](http://nlihc.org/sites/default/files/Gap-Report_2017.pdf)

Kevin Moore  
VP Policy, Health and Human Services  
UnitedHealthcare Community & State  
Kevin.Moore@uhc.com